

<table border="1"> <tr> <td data-bbox="124 369 501 414"></td> <td data-bbox="165 414 887 445"></td> </tr> </table>			



<input type="checkbox"/>





<input type="checkbox"/>	
<input type="checkbox"/>	
<input type="checkbox"/>	
<input type="checkbox"/>	
<input type="checkbox"/>	
<input type="checkbox"/>	
<input type="checkbox"/>	



<input type="checkbox"/>		<input type="text"/> / <input type="text"/> / <input type="text"/>
--------------------------	--	--





[Grey header bar]

<table border="1"> <tr> <td data-bbox="124 369 501 414"></td> <td data-bbox="501 369 887 414"></td> </tr> <tr> <td data-bbox="124 414 887 459"></td> <td data-bbox="887 414 887 459"></td> </tr> </table>					



[Grey header bar]

<input type="checkbox"/>	
--------------------------	--


[Grey header bar]

<input type="checkbox"/>	
<input type="checkbox"/>	
<input type="checkbox"/>	
<input type="checkbox"/>	
<input type="checkbox"/>	
<input type="checkbox"/>	
<input type="checkbox"/>	

[Grey header bar]

<input type="checkbox"/>		<input type="text"/> / <input type="text"/> / <input type="text"/>
--------------------------	--	--





Header bar with a long rectangular input field.



Main content area with a grid of 12 square icons (2x3 columns), a 2x2 grid of square icons in the top right, and three horizontal bar charts on the right side. Below the icons are two long horizontal bars.



Section with two square icons on the right side.




Section with four square icons on the left and three horizontal bar charts on the right.



Main content area with a 2x2 grid of square icons on the left, a vertical column of 10 square icons, a 3x3 grid of rectangular boxes in the center, and three horizontal bar charts on the right.




Section with a central rectangular box, a 3x3 grid of rectangular boxes, and a 2x3 grid of square icons on the right.



Header bar with a long rectangular input field.



Main content area with a grid of 12 square icons (2 columns of 6) and two sets of three horizontal bar charts on the right side.



Section with two square icons on the right side.



Section with four square icons on the left and three horizontal bar charts on the right.



Section with a 2x2 grid of square icons on the left, a vertical column of 10 square icons, a 3x3 grid of rectangular boxes in the center, and three horizontal bar charts on the right.



Section with a central rectangular box, a 3x3 grid of rectangular boxes, and a 2x3 grid of square icons on the right.

Form header with fields and a dashed box.




Form section with a 3x2 grid of checkboxes and a data table with 3 rows and 8 columns.



Form section with a header bar and four input fields.




Form section with a header bar, two vertical input fields, a data table with 2 rows and 8 columns, and two horizontal input fields.



Form section with a header bar, a horizontal input field, and four horizontal input fields.

Form section with a header bar, three vertical input fields, a data table with 2 rows and 8 columns, and two horizontal input fields.



Form section with a header bar, a horizontal input field, and four horizontal input fields.

Form section with a header bar, three vertical input fields, a data table with 2 rows and 8 columns, and two horizontal input fields.



Form section with three horizontal input fields on the left and a large empty rectangular box on the right.